

# ESAB Cutmaster 120

Heavy Industrial hand plasma equipment



The ESAB Cutmaster 120, weighing only 28 kg and provides 120 amps of cutting power for a 40mm (1-1/2") recommended cut and 55mm (2-1/8") maximum cut. This compact unit, like all other Cutmasters, comes standard with the 1Torch® providing you with the well known comfort and reliability famous throughout the industry. Packages include power source, SL100 1Torch, spare parts kit, air filter/regulator, work cable and clamp and power cable.

- True Cut™– 40mm 1-1/2")
- Quick Disconnect Torch for easy maintenance or machine torch conversion
- Auto-Restrike on mesh or expanded metal for maximum productivity
- True-Guard™ roll bar for ultimate protection
- TD Surelok® technology for better quality cuts and parts life

## Industry

- Heavy Fabrication
- Ship Building
- Construction
- Manufacturing
- Structural Steel
- Rental Fleets
- Pipe and Pipelines
- Mining
- Demolition and Scapping



## Specifications / Technical data

Recommended Cut	40mm
Maximum Cut	55mm
Pierce Rating	25mm
Max Amperage Output	120A
Output Power	15.4 kW
Dimensions	305mm x 381mm x 762mm
Weight	28.1 kg
Torch Air pressure	5.2 bar
Torch Air consumption	212 l/m
Input voltage	220/380/440V – 1/3 ph, 50/60 Hz 400V - 3 ph, 50 Hz
Duty Cycle	80% @ 120A, 220/380/440V 1/3 ph 100% @ 100A, 220/380/440V 1/3 ph 40% @ 120A, 400V 3 ph
Amperage Draw	220/380/440V 1 ph, 118/80/76A 22/380/440V 3 ph, 56/35/37A 400V 3 ph, 32A

## Ordering Information –

Description	Part Number
ESAB Cutmaster 120 6.1m SL100 400V 3ph	0559119303
ESAB Cutmaster 120 15.2m SL100 400V 3ph	0559119313
ESAB Cutmaster 120 6.1m SL100 220/380/440V 1/3ph*	0559117301
ESAB Cutmaster 120 15.2m SL100 220/380/440V 1/3ph*	0559117311
ESAB Cutmaster 120 6.1m SL100 220/380/440V 1/3ph**	0559117302
ESAB Cutmaster 120 15.2m SL100 220/380/440V 1/3ph**	0559117312

\*Package configured for 220V

\*\* Package configured for 440V






## Options & Accessories

Description	Part Number
Circle Cutting Guide Deluxe	7-8910
Circle Cutting Guide kit	7-3291
Raduis roller cutting guide kit	7-7501
Straight Line Cutting Guide	7-8911
Stand off cutting guide 40A	9-8251
Stand off cutting guide 60-120A	9-8281
Trigger guard	9-8420
Leather Lead Covers 6.1 m	9-1260
Leather Lead Covers 15.2 m	9-1280
Remote Pendent Control	7-3460
Hand Pendant Extention	7-7744
ATC 1Torch Lead Extension 4.6 m	7-7544
ATC 1Torch Lead Extension 7.6 m	7-7545
ATC 1Torch Lead Extension 15.2 m	7-7552
Single Stage Air Filter Kit	7-7507
Two Stage Air Filter	9-9387
Multi-Purpose Cart	7-8888
ATC ® 1Torch® SL 100 75° 6.1M	7-5206
ATC ® 1Torch® SL 100 90° 6.1M	7-5263

*Note: All Spare Parts Kits include ten (10) Tips, five (5) Electrodes and one (1) Start Cartridge.*

## Ordering Information – Wear and Spare Parts

1Torch consumables	Part Number
Electrode	9-8215
Start Cartridge	9-8213
Start Cartridge – Heavy Duty	9-8277
Tip – Drag (60A)	9-8252
Tip – Standoff (120A)	9-8253
Tip – Gouging B (50-100A)	9-8226
Tip – Gouging C (60-120A)	9-8227
Tip – Gouging D (60-120A)	9-8228
Tip – Gouging E (120A)	9-8254
Shield Cup	9-8218
Shield Cup Max Life	9-8237
Shield Cap (Drag only)	9-8258
Deflector	9-8243
Shield Cap - Gouging	9-8241

Gouging Profiles				
	Output Range	Depth	Width	Profile
Tip A	40 Amps (MAX)	Shallow	Narrow	
Tip B	50-100 Amps	Deep	Narrow	
Tip C	60-120 Amps	Moderate	Moderate	
Tip D	60-120 Amps	Shallow	Wide	
Tip E	120 Amps	Moderate	Wide	

*Gouging profile chart for choosing the right gouging tip based on your application*



ESAB / [esab.com](http://esab.com)



COMPANY WITH  
MANAGEMENT SYSTEM  
CERTIFIED BY DNV  
= ISO 9001 =  
= ISO 14001 =  
= OHSAS 18001 =